



Center for Education Innovation
教育創新中心

Facilitating Mixed Mode Group Work

Thursday

17 September 2020

[See resources here](#)

Teaching activities in Mixed Mode teaching



(1) providing content

Chunked lectures



(2) thinking moments


Think-Pair-Share, Reflections, Discussions, Case Studies



(3) evaluating learning


Presenting ideas, Polling, Entrance/Exit ticket

Think-Pair-Share in Mixed Mode – Before the activity




Instructor

What is the importance of “Risk” to a business?
Think about it yourself; share with your neighbor
and **post your answer on the discussion forum**
in 10 mins.



F2F students




Online students

1. **Introduce the Think-Pair-Share activity**
2. **Give instruction of the activity**
 - Questions to resolve?
 - How students get started?
 - Expected output ?
 - Duration?

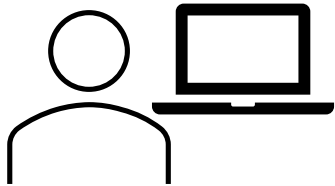
Think-Pair-Share in Mixed Mode – Splitting into groups

TA is going to randomly assign online students into breakout groups of 2-3 soon.

Get into the breakout group and start your work.




Instructor

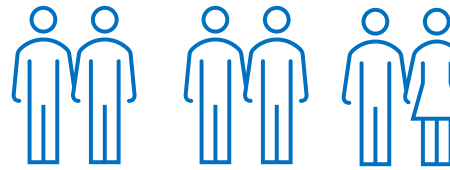
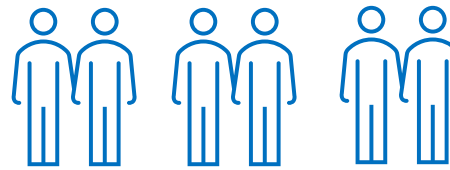


TA

TA assigns students in breakout groups




F2F students




Online students

3. Give instructions to online students

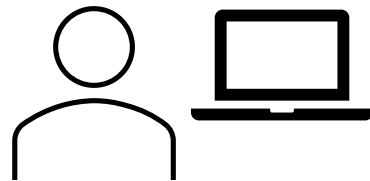
Think-Pair-Share in Mixed Mode – Giving guidance to students



Instructor

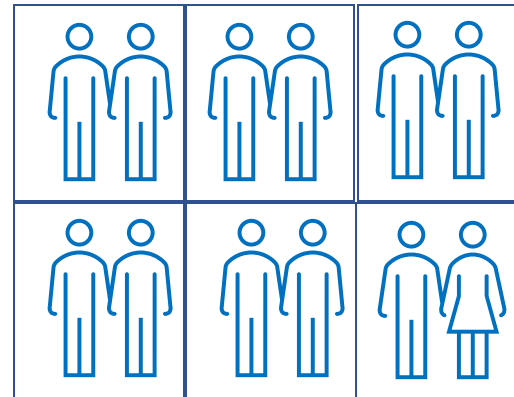


F2F students



TA

TA supports online student groups




Online students

4. Support F2F student groups

Think-Pair-Share in Mixed Mode – Checking the progress of online students


5. Check with TA for online groups' progress



Instructor

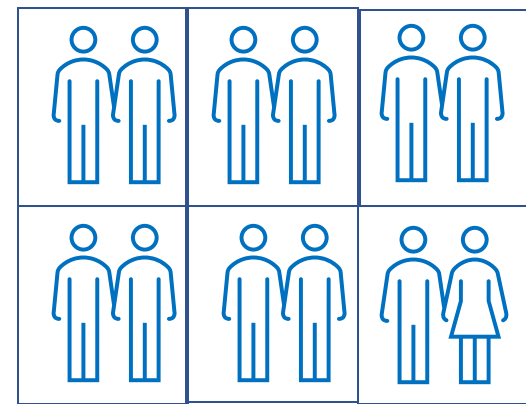
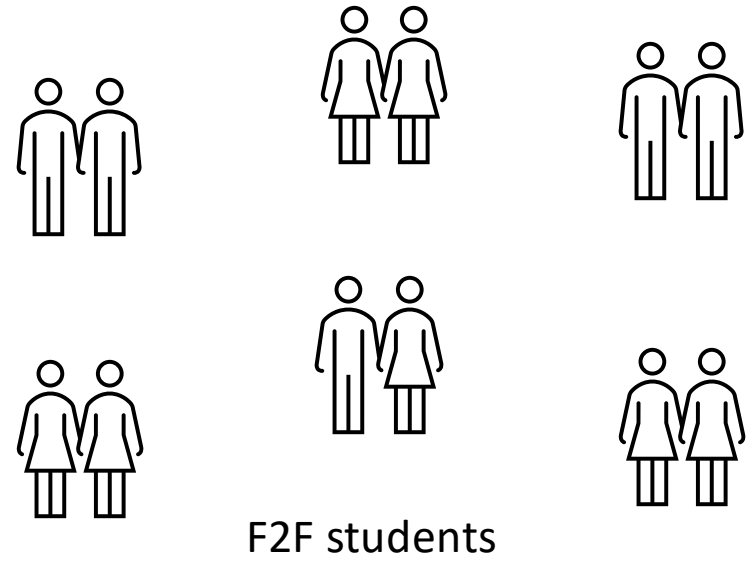
Any questions online?

Yes. I show you Breakout group 4.



TA


TA collates the problems from online students and inform the instructor




10 mins later

Think-Pair-Share in Mixed Mode – Giving students feedback

Good job everyone, let's see your responses in the discussion forum....




Instructor




TA

TA brings online students back to the main session in 1 min




F2F students



Online students


6. Review students' responses and provide feedback

Think-Pair-Share in Mixed Mode – Getting F2F students' feedback




Judy from the classroom, can you further explain why risk can be an opportunity?


Instructor



TA




F2F students



Online students

6. Review students' responses and provide feedback

Think-Pair-Share in Mixed Mode – Getting online students' feedback




Instructor




TA

That's interesting reply
from **Peter from Zoom**,
let's get him in to tell us
why....

TA unmutes the online student,
if necessary




F2F students



Online students

6. Review students' responses and
provide feedback

Think-Pair-Share in Mixed Mode – Getting online students' feedback




Instructor

Let's wrap up our discussion here, any questions?


.... Professor, we have an inquiry online..



TA



F2F students




Online students

6. Review students' responses and provide feedback

TA monitors if any online students would like to speak up and inform the instructor


How about Think-Pair-Share
in Mixed Mode Lite?

Think-Pair-Share in Mixed Mode Lite – Before class

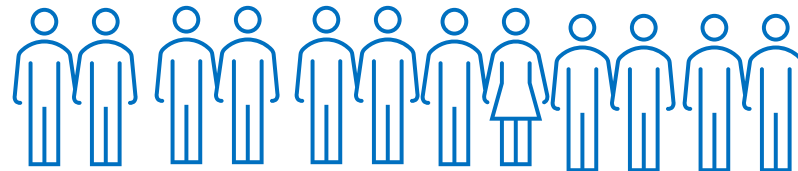


Instructor

What is the importance of “Risk” to a business?
Think about it yourself; share with your neighbor
and post your answer on the discussion forum
in 10 mins.




F2F students



Online students


- 1. Introduce the Think-Pair-Share activity**
- 2. Instruction of the activity**
 - Questions to resolve?
 - How students get started?
 - Duration?
 - Expected output ?

Think-Pair-Share in Mixed Mode Lite – Splitting into groups



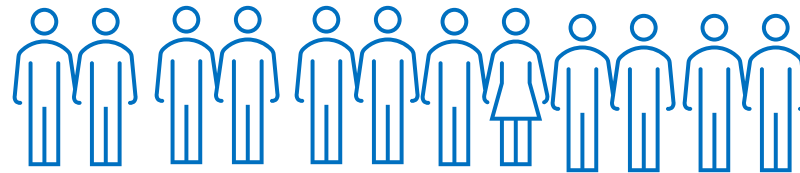
Instructor

Online students also think about it and reply the discussion thread yourself. We will continue the class after 10 mins.




F2F students

3. Give instructions to online students




Online students

Think-Pair-Share in Mixed Mode Lite – Giving guidance to F2F students




Instructor



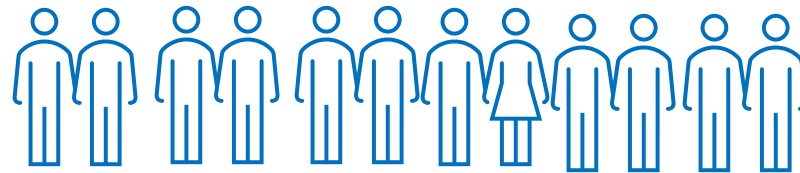
F2F students

4. Support F2F student groups



TA monitors Chat for inquiries


TA



Online students


10 mins later

Think-Pair-Share in Mixed Mode Lite – Interacting with F2F students



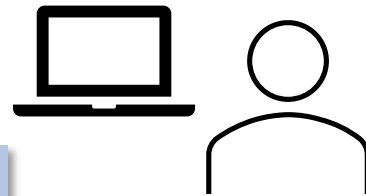
Instructor

Good job everyone, let's check the responses from the discussion forum....



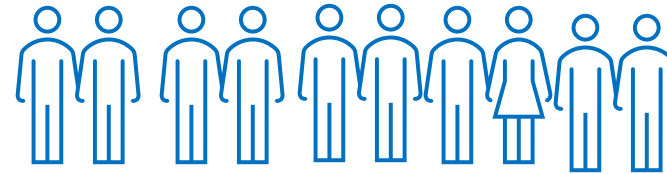
F2F students

5. Review students' responses and provide feedback




TA

TA summarizes the inquiries from online students and informs the instructor.




Online students

Think-Pair-Share in Mixed Mode Lite – Checking with online students through TA



Instructor

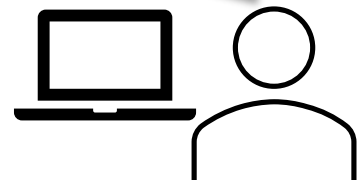
Do we have other questions from **online students**?




F2F students

5. Review students' responses and provide feedback

We have a common question from online students about...




TA




Online students

Mixed Mode



Instructor



TA

1. Introduce the Think-Pair-Share activity

2. Give instruction of the activity

- Questions to resolve?
- How students get started?
- Duration?
- Expected output ?

3. Give instructions to online students

4. Support F2F student groups

5. Check with TA for online groups' progress

6. Review students' responses and provide feedback

Assigns students in breakout groups as the host

Support online student groups


Collates the problems from online students and inform the instructor

Brings online students back to the main session


Unmute online students if necessary;

Inform the instructor when online students want to speak up

Mixed Mode Lite



Instructor



TA

1. Introduce the Think-Pair-Share activity

2. Give instruction of the activity

- Questions to resolve?
- How students get started?
- Duration?
- Expected output ?

3. Give instructions to online students

4. Support F2F student groups

5. Review students' responses and provide feedback

Monitors online students through Chat

Summarizes the inquiries from online students

Informs the instructor the inquiries from online students